

Year 3/4 SRE Parent Workshop

Aims of the session

- ▶ To introduce the Jigsaw Scheme of work
- ▶ Give an outline of the 'Changing Me' unit of work
- ▶ Share the resources to be used with the children in class
- ▶ Explain your right to withdraw your child

PSHE

- ▶ At Hagley Primary School we value the importance of our children's Personal, Social, Health and Economic Education (PSHE). We aim to support each child's Spiritual, Moral, Social and Cultural development (SMSC) throughout the teaching of our curriculum. Within the rapidly changing world in which we live, it is vital that these areas are explored in a safe and supportive environment.

Jigsaw PSHE

Being Me in My World

Celebrating Difference

Dreams and Goals

Healthy Me

Relationships

Changing Me



SRE in the Jigsaw PSHE scheme

Y1	My changing body	Understanding that growing and changing is natural and happens to everybody at different rates
	Boys' and girls' bodies	Appreciating the parts of the body that make us different and using the correct names for them
Y2	The changing me	Where am I on the journey from young to old, and what changes can I be proud of?
	Boys and girls	Differences between boys and girls - how do we feel about them? Which parts of me are private?
Y3	Outside body changes	How our bodies need to change so they can make babies when we grow up - outside changes and how we feel about them
	Inside body changes	How our bodies need to change so they can make babies when we grow up - inside changes and how we feel about them
Y4	Having a baby	The choice to have a baby, the parts of men and women that make babies and - in simple terms - how this happens
	Girls and puberty	How a girl's body changes so that she can have a baby when she's an adult - including menstruation

Your right to withdraw

- ▶ You are able to withdraw your child from lessons relating to sex and relationships, however they will still be taught the science curriculum.
- ▶ We ask that if you choose to withdraw your child, this is put in writing and handed to your child's class teacher.
- ▶ We would also like to remind you that our PSHE curriculum builds on previous knowledge and gradually introduces these concepts at an age appropriate level.
- ▶ Naturally, children tend to talk about what they have learnt. If your child is removed from the lessons, this might potentially mean that they hear information second hand which could confuse or mislead them.

When/where/how did you learn about sex and relationships?

Was the information accurate?

Were there any myths?

Did anything you hear frighten you?

Did you understand it all?

Do you think today's children and young people need a different approach to your experiences?

Today's considerations

- ▶ The internet
- ▶ Television
- ▶ Social media
- ▶ Other media
- ▶ Friends
- ▶ Family
- ▶ School



Age ranges activity

- ▶ From staff meeting- age cards

Science and PSHE - what's the difference?

Science Key Stage 2

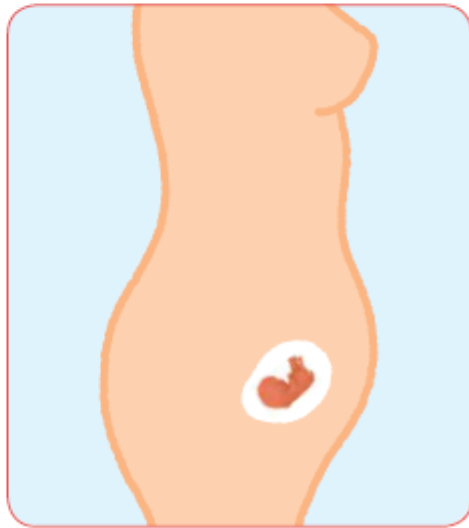
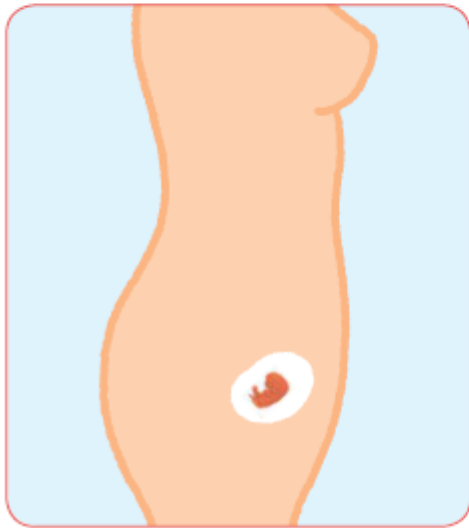
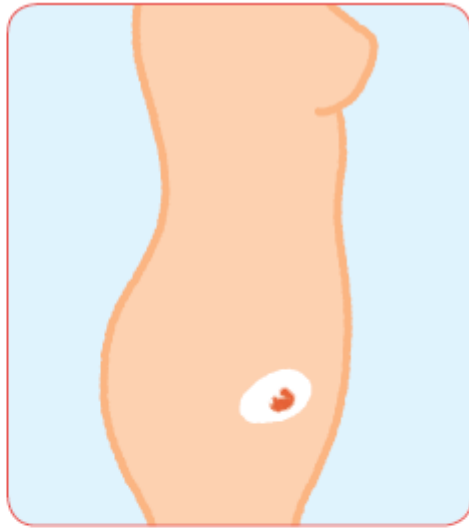
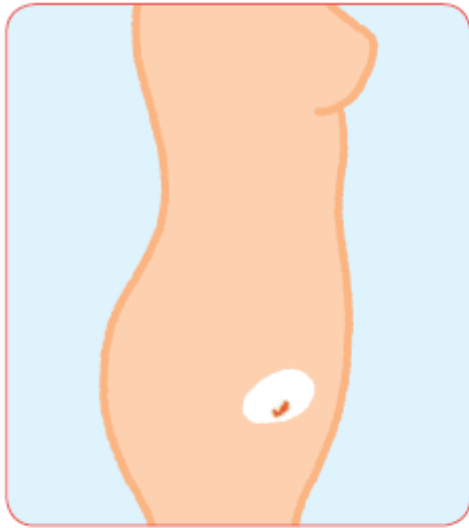
- ▶ describe the differences in the life cycles of a mammal, an amphibian, an insect and a bird
- ▶ describe the life process of reproduction in some plants and animals
- ▶ describe the changes as humans develop to old age
- ▶ learn about the changes experienced in puberty

PSHE Key Stage 2

- ▶ how their body will change as they approach and move through puberty
- ▶ about human reproduction
- ▶ how to develop and maintain a variety of healthy relationships, within a range of social/cultural contexts
- ▶ how to recognise and manage emotions within a range of relationships
- ▶ how to recognise risky or negative relationships including all forms of bullying and abuse
- ▶ how to respond to risky or negative relationships and ask for help
- ▶ how to respect equality and diversity in relationships

Year 3

- ▶ Understand how babies grow and that it is usually the female who has the baby.
- ▶ Understand that babies grow and develop in the mother's uterus.
- ▶ Understand that boys' and girls' bodies change so that when they grow up they can have babies.
- ▶ Look at the physical changes on the outside of girls' and boys' bodies during the growing up process.
- ▶ Start to recognise stereotypes ideas that I might have about parenting and family roles.



I will grow taller

I will develop pubic hair
between my legs

Hair will grow under my arms

Hair will grow on my legs

I will grow hair on my face

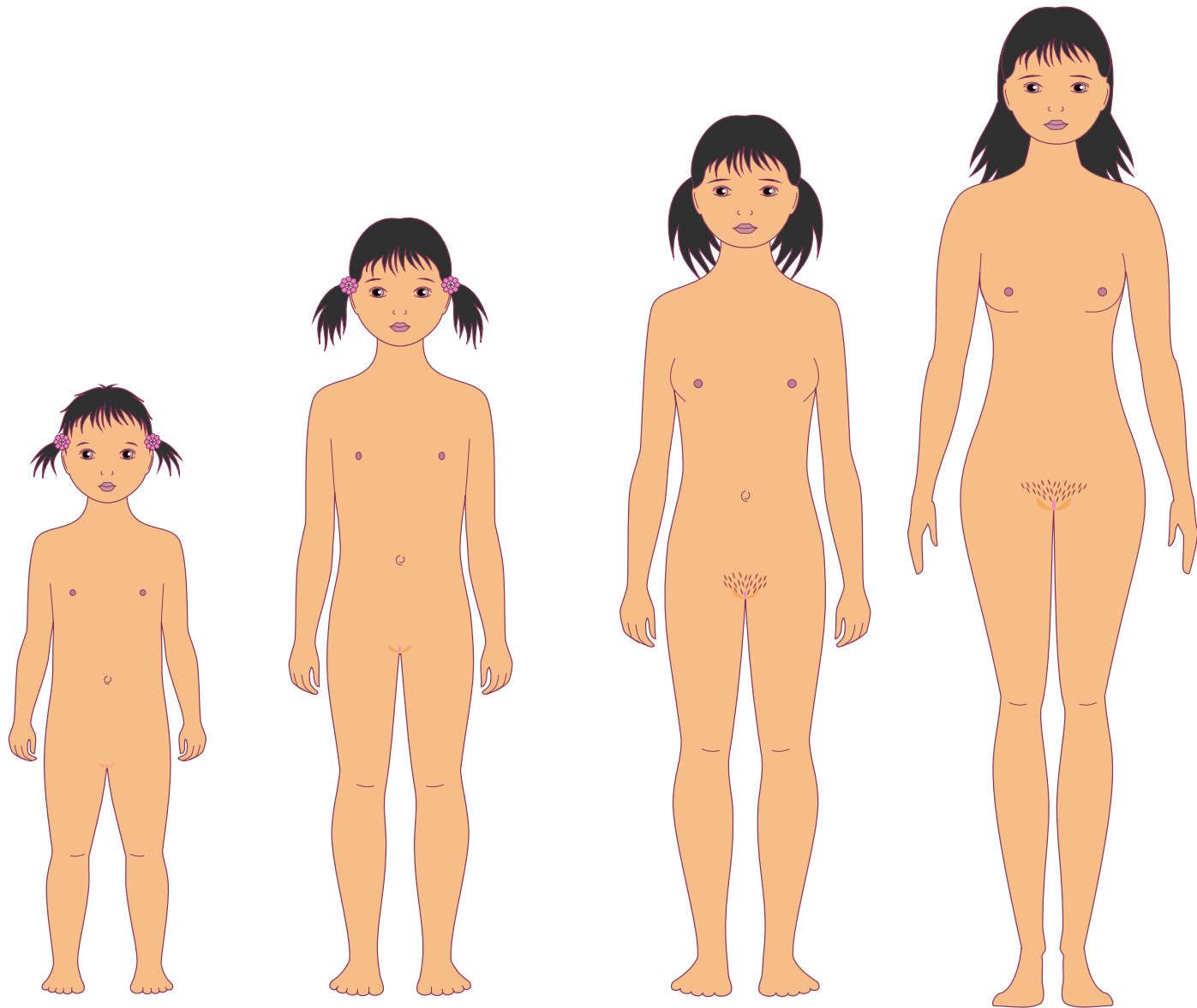
My hips will widen

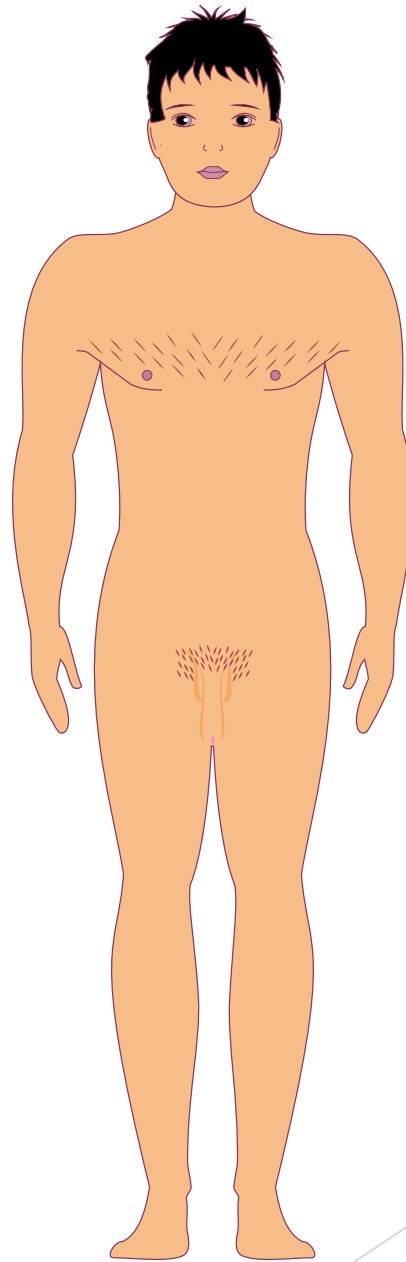
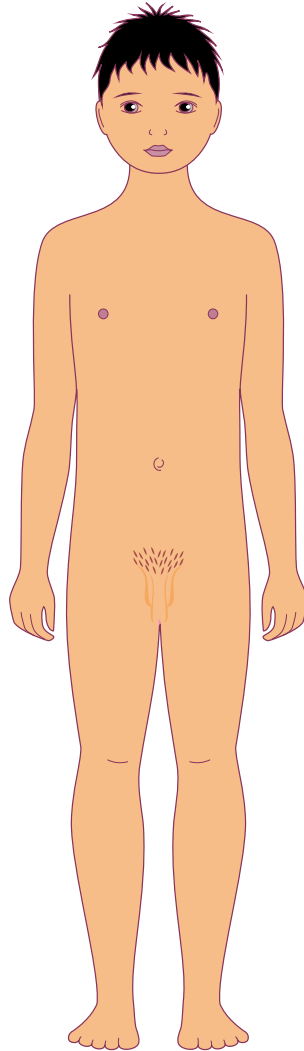
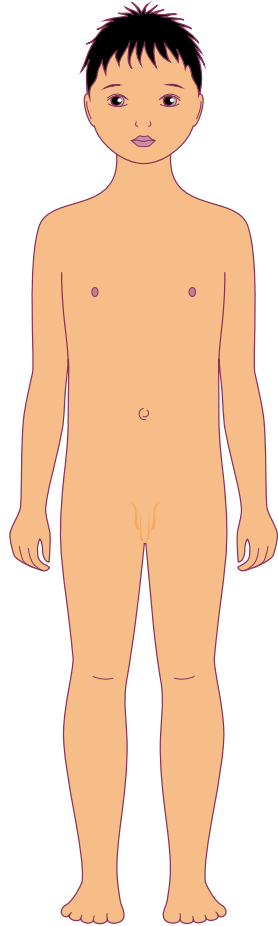
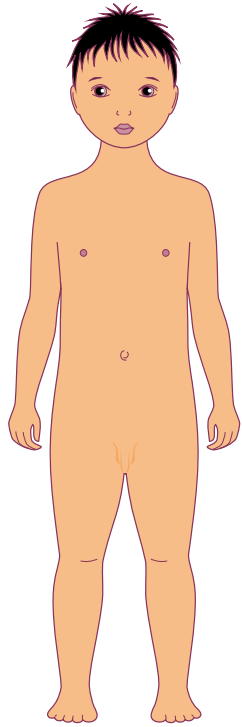
My chest and shoulders will
get broader

My voice will get deeper

My breasts will grow

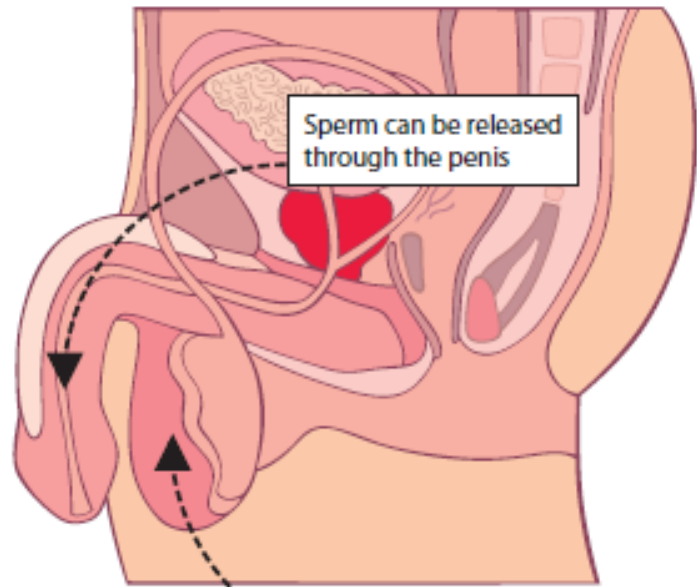
My penis and testicles
will grow larger





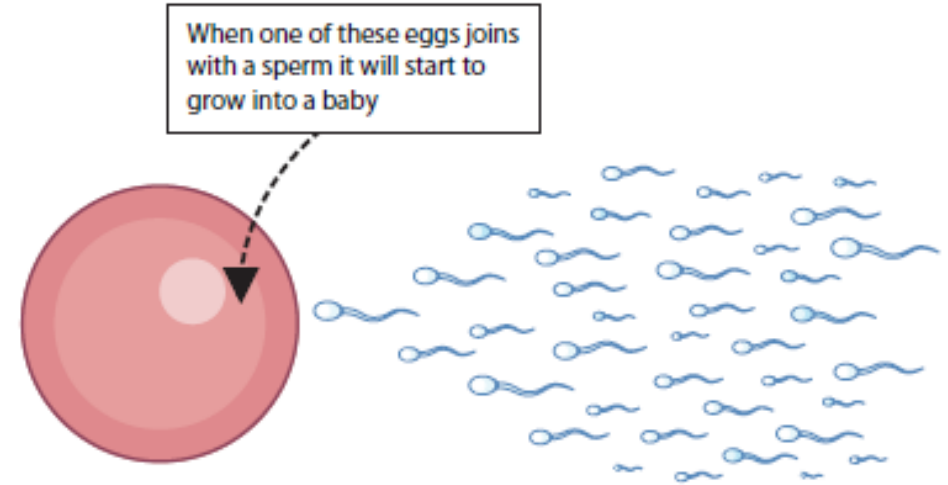
Year 4

- ▶ Understand that I am unique and that some personal characteristics come from my birth parents due to the joining of their egg and sperm.
- ▶ Label the **internal** and external body parts involved in making a baby.
- ▶ Understanding how girls' bodies change to be able to have a baby and that menstruation is a natural part of this.
- ▶ Accepting and coping with changes.

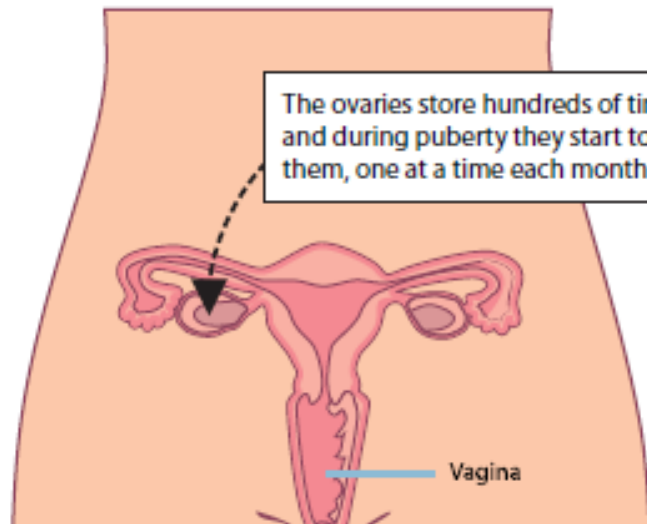


Sperm can be released through the penis

The testicles grow and start to make sperm which are tiny seeds that are needed to start a baby growing

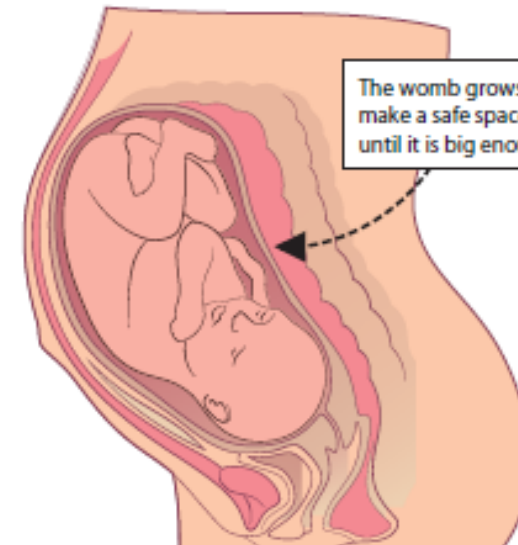


When one of these eggs joins with a sperm it will start to grow into a baby

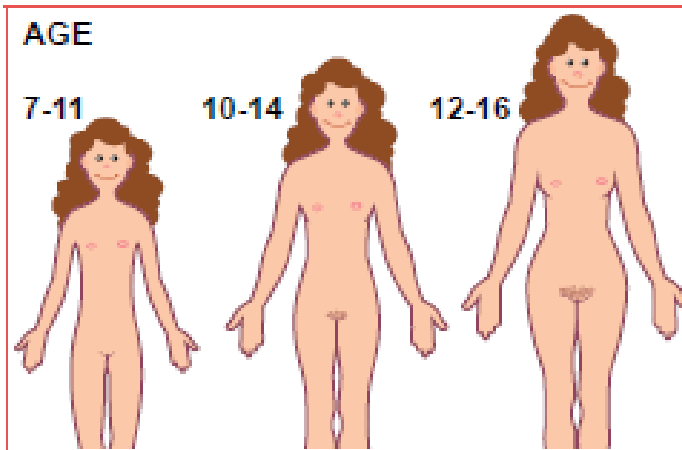


The ovaries store hundreds of tiny eggs and during puberty they start to release them, one at a time each month

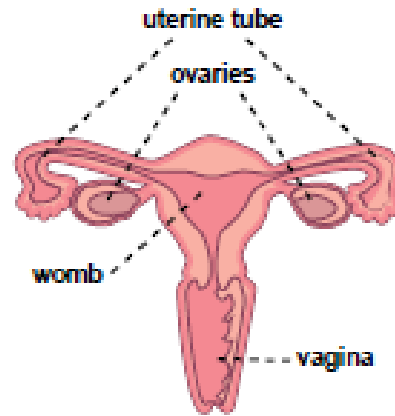
Vagina



The womb grows and gets ready to make a safe space for a baby to grow until it is big enough to be born

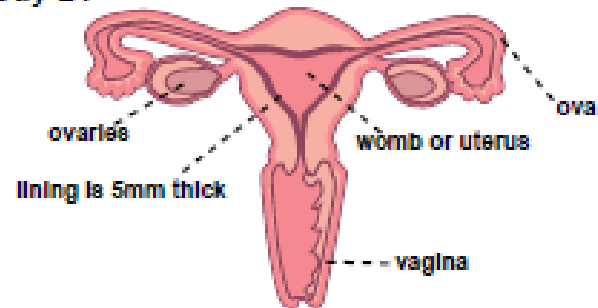


A girl reaches puberty usually between the ages of 10 and 14, though it can be earlier or later than this. At this time she starts to produce one egg every month from her ovaries.



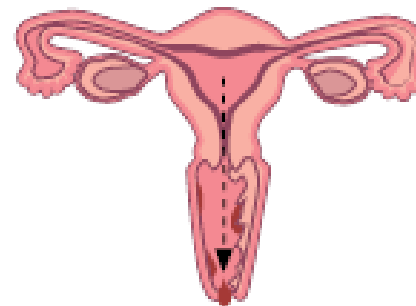
Many thousands of eggs are stored in the ovaries. A woman will release one each month for most of her adult life. Most will not be fertilised, so they pass down the tube into the womb and out of the body through the vagina.

Day 21



However, every month the womb has to get ready in case the egg is fertilised. It makes a thick, soft, spongy lining with an extra supply of blood to provide the food and oxygen that a baby would need.

Menstrual Flow



If the egg is not fertilised the extra lining isn't needed so it breaks up. For a few days the womb lining and the spare blood it contained will come out of the body through the vagina. This is what is called 'having a period'.

One way my body will change during puberty is...

I'm looking forward to being a teenager because...

Something that worries me about getting older is...

What I like about being the age I am now is...

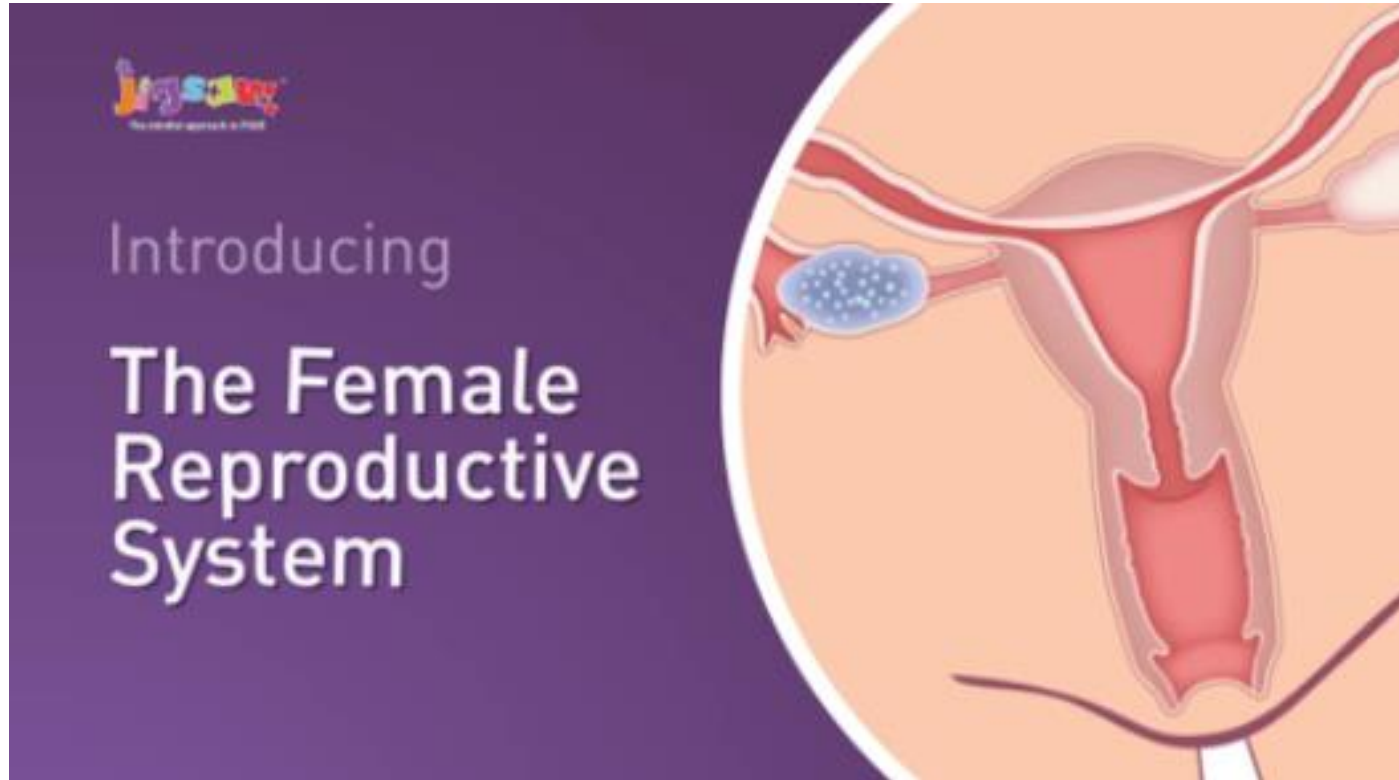
The trouble with being the age I am now is...

Compared with my friends, I think the rate at which I'm growing is...

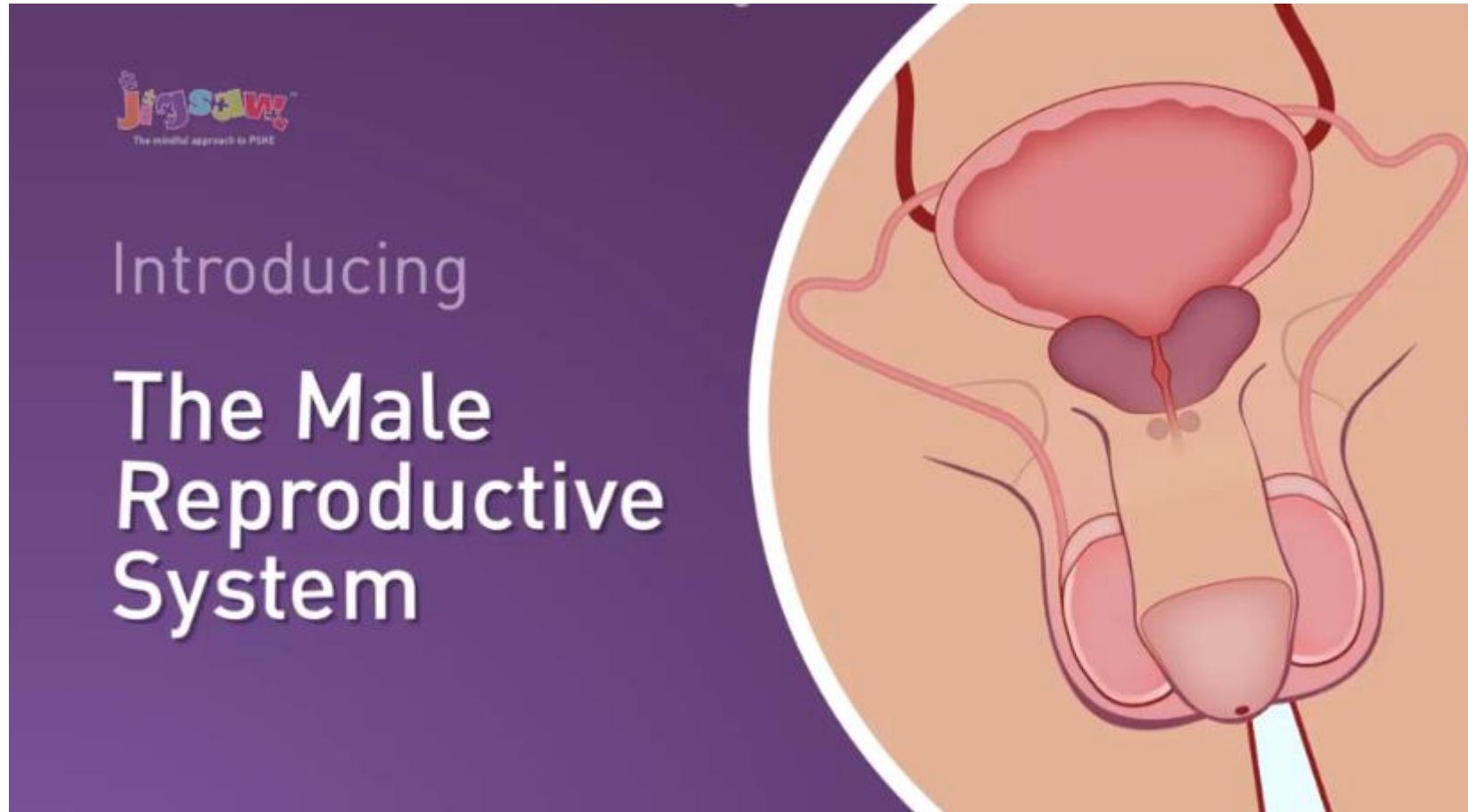
When something's bothering me I can always talk to...

When I start growing hair in new places, I shall feel...

Animations



Animations



Thank you for your time and support.

- ▶ Further information can be found on the website under PSHE and SR Education.

The screenshot displays the homepage of Hagley Primary School. The header features the school's name and a photograph of the school building. A navigation bar includes links for Home, Our School, News, Teaching & Learning, Our People, Parents, Kindergarten, WACC, and Contact. The 'Teaching & Learning' menu is expanded, listing various subjects and programs, with 'PSHE' and 'SR Education' highlighted. A yellow banner below the navigation bar contains text about job vacancies. The main content area includes a 'Welcome to Hagley Primary School' message and a 'Our Mission Statement' section. A social media widget for Twitter is visible on the right side of the page.

HAGLEY
PRIMARY SCHOOL

Home ▾ Our School ▾ News ▾ Teaching & Learning ▾ Our People ▾ Parents ▾ Kindergarten WACC Contact

Please have a look at the Jobs section of the website for current vacancies we have in school

Welcome to Hagley Primary School

Our Mission Statement

Teaching & Learning

- About the Curriculum
- Core Subjects
- Foundation Subjects
- Humanities
- Creative Curriculum Projects
- Our Thematic Curriculum
- Presentations
- Assessment
- British Values
- Geography
- History
- PSHE**
- Religion
- SR Education

Tweets by @HagleyPrimary

17 Mar

Load more Tweets